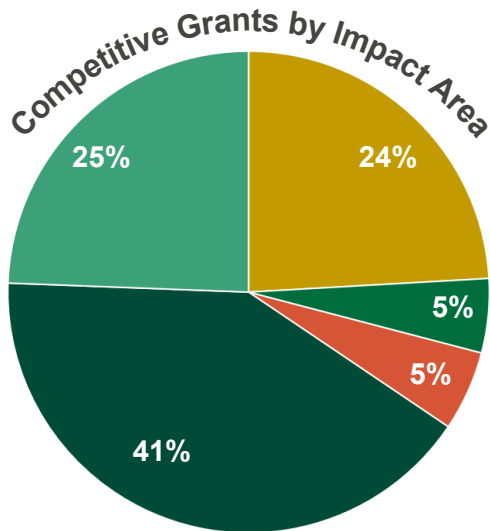




SEPTEMBER 2025

DATA REPRESENTS JAN-AUG 2025 UNLESS NOTED

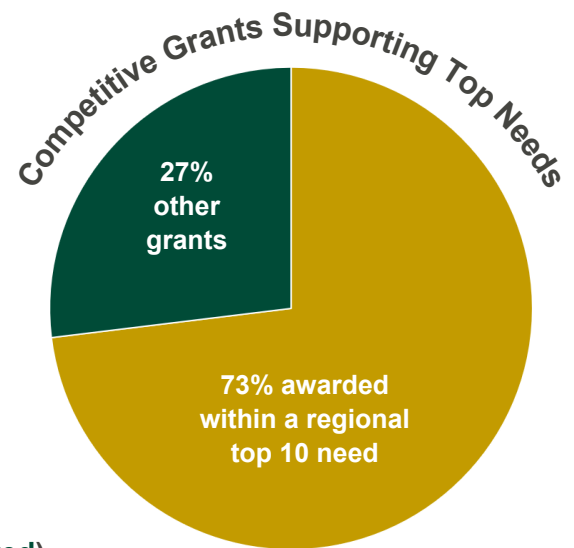
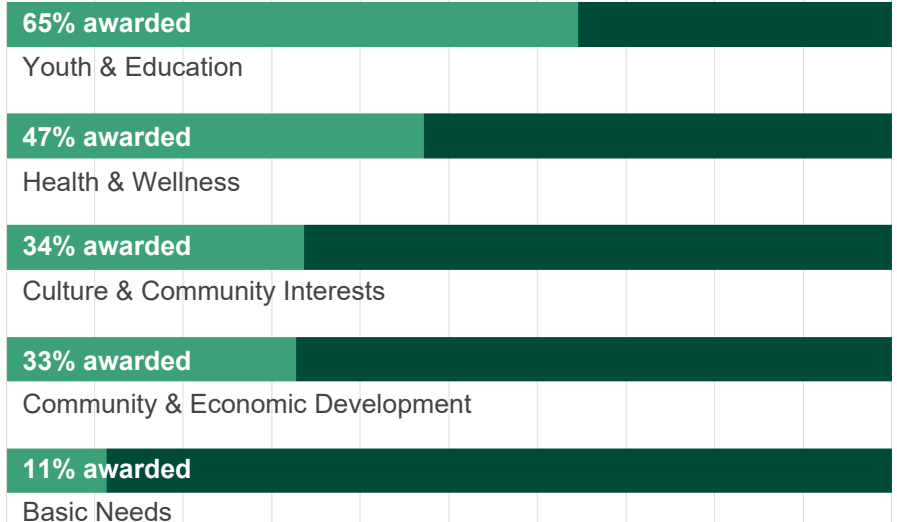


Basic Needs: \$288,942 (24%) • **Community & Economic Development:** \$59,694 (5%) • **Culture & Community Interests:** \$64,366 (5%) • **Health & Wellness:** \$493,596 (41%) • **Youth & Education:** \$292,632 (25%)

The Foundation continues to monitor community needs assessments and data shared by our partners doing on-the-ground work across the region. The following top 10 regional needs were identified (*listed in alphabetical order, not by priority*):

Access to Healthcare • Affordable Housing • Childcare • Food Insecurity • Health Literacy and Advocacy • Living Wage Jobs • Mental Health Services • Social Cohesion and Connection • Substance Abuse • Transportation

Competitive Grants by Impact Area (**awarded** vs. requested)



Competitive Grants by Regional Top 10 Needs (**awarded** vs. requested)

